

## Set up an Accommodated Assessment Area

---

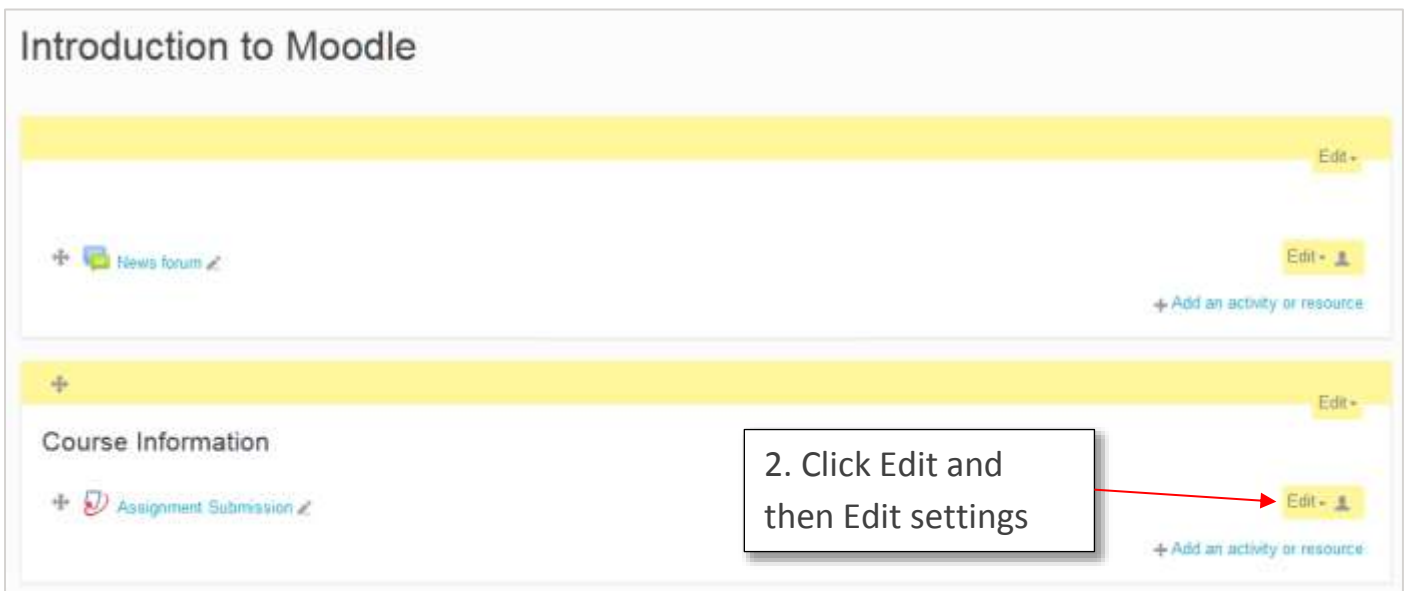
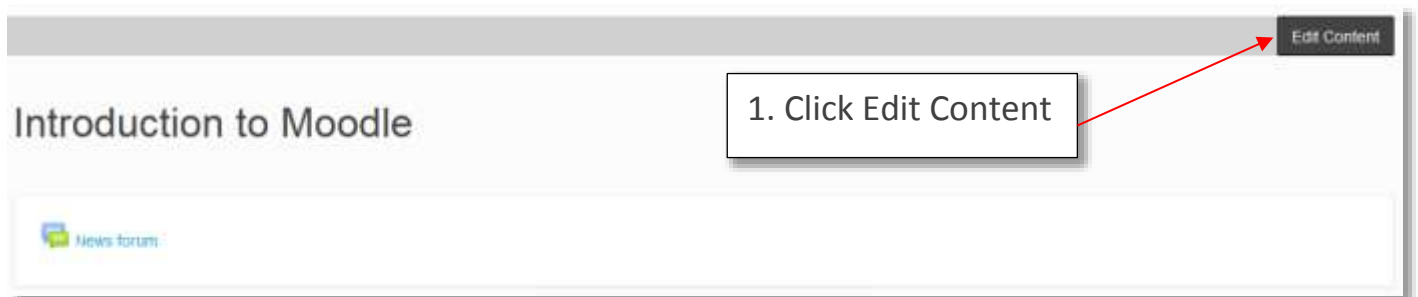
### Step 1: Create the Submission Area

Use the guides under [Turnitin \(Feedback Studio\) or Moodle Assignment](#) submission to initially set up an assessment submission area.

### Step 2: Create a Group

Use the guide under Manage your course to [create a group](#).

### Step 3: Restrict Area to Group



### Introduction to Moodle

- ▶ General
- ▶ Grade
- ▶ Assignment Part 1
- ▶ Originality Report Options
- ▶ GradeMark Options
- ▶ Common module settings
- ▼ Restrict access

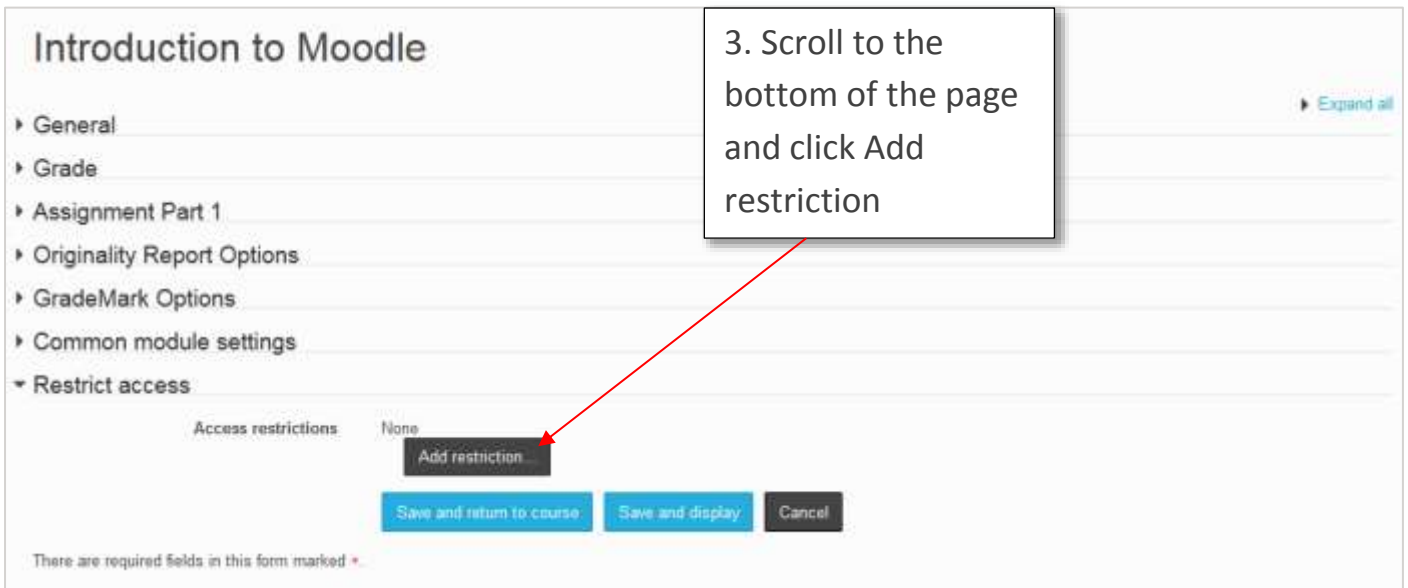
Access restrictions: None

**Add restriction**

**Save and return to course** **Save and display** **Cancel**

There are required fields in this form marked \*

3. Scroll to the bottom of the page and click Add restriction



### Introduction to Moodle

- ▶ General
- ▶ Grade
- ▶ Assignment Part 1
- ▶ Originality Report C
- ▶ GradeMark Options
- ▶ Common module s
- ▼ Restrict access

Access

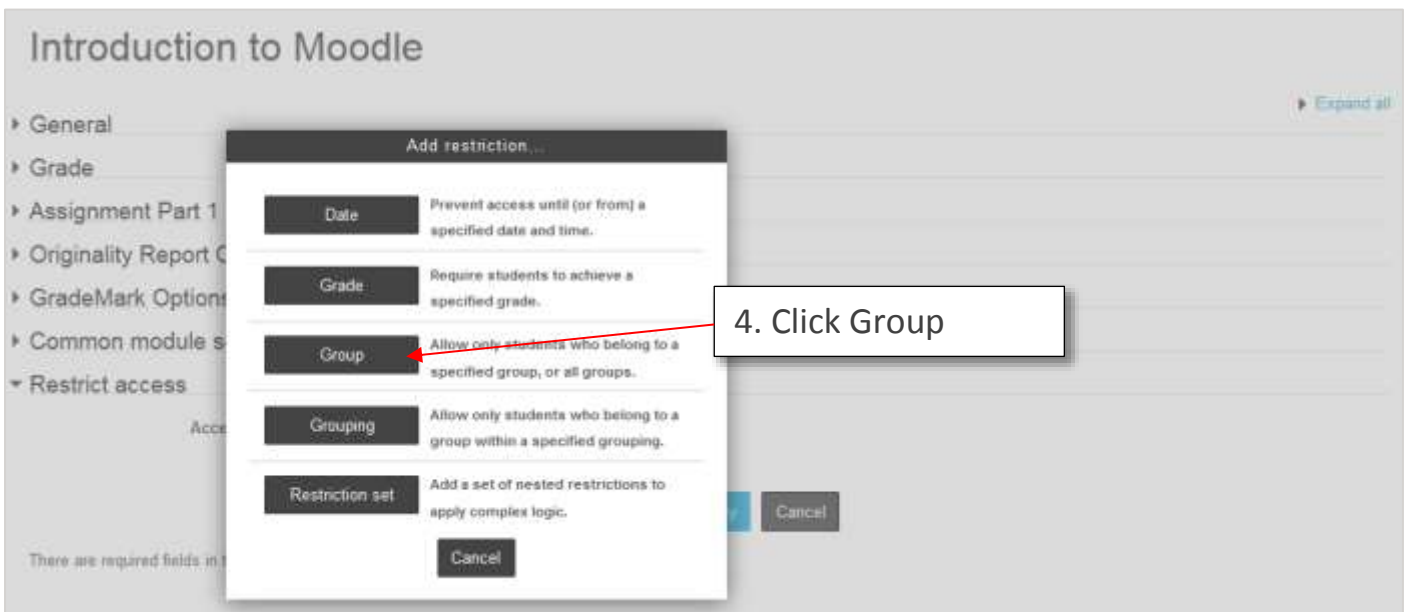
There are required fields in

#### Add restriction...

- Date** Prevent access until (or from) a specified date and time.
- Grade** Require students to achieve a specified grade.
- Group** Allow only students who belong to a specified group, or all groups.
- Grouping** Allow only students who belong to a group within a specified grouping.
- Restriction set** Add a set of nested restrictions to apply complex logic.

**Cancel**

4. Click Group



Introduction to Moodle ▶ Expand all

- ▶ General
- ▶ Grade
- ▶ Assignment Part 1
- ▶ Originality Report Options
- ▶ GradeMark Options
- ▶ Common module settings
- ▼ Restrict access

Access restrictions

Student  match the following

Group

Add restriction...

Save and return to course Save and display Cancel

There are required fields in this form marked \*

6. Click the eye so it has a line through it

5. Select your group

7. Click Save and return to course

Course Information Edit -

Assignment Submission

Not available unless: You belong to Accommodated Assessment (hidden otherwise)

8. You will see the confirmation next to the submission area

## Further Support

Additional support is on hand should you require help. Contact the Digital Learning Support team at [dlsupport@arts.ac.uk](mailto:dlsupport@arts.ac.uk)



*This work by Digital Learning, University of the Arts London is licensed under a Creative Commons Attribution-NonCommercial-ShareAlike 3.0 Unported License*